

Dorotea

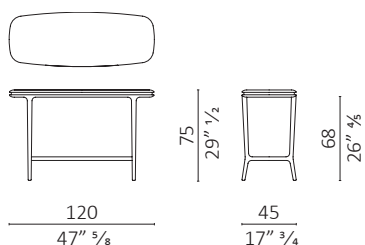
design Roberto Lazzeroni

Caratteristiche tecniche - Dorotea: scrittoio realizzato in massello di noce americano e multistrato impiallacciato. Dorotea toilette: realizzata in massello di noce americano e multistrato impiallacciato, piano centrale con ribalta e specchio, divisori interni in acero con fondo in pelle.

Technical features - Dorotea: small writing desk made in solid American walnut and veneered plywood. Dorotea toilette made in solid American walnut and veneered plywood, central flip-up top with mirror, internal partitions in maple wood with leather bottom.

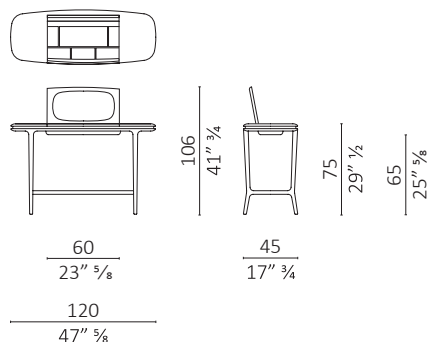


Dorotea



volume m³ 0,516 - kg. 20


Dorotea toilette




volume m³ 0,516 - kg. 20

Finiture / Finishes


Legno Noce / Wood Walnut



Noce
Walnut



Noce dark
Walnut dark



Noce moka
Walnut moka



Noce brown
Walnut brown

Finiture / Finishes

Legno Acero / Wood Maple



Acero
Maple

Pelle / Leather Color Sphere PF



SC 06 Calicot



SC 23 Tortora



SC 32 Caolino



SC 51 Panna




SC 31 Quarzo Fumè



SC 34 Maggese



SC 26 Topo



SC 20 Inchiostro



SC 21 Amianto



SC 53 Creta



SC 55 Camel Hair



SC 52 Daino



SC 66 India



SC 59 Noce di Pecan



SC 80 Bruno Havana



SC 29 Ardesia



SC 148 Lacca



SC 146 Coccio Pesto



SC 173 Glauco



SC 177 Limo



SC 178 Alpi




SC 254 Steel Blue



SC 278 Atlantic Blue



SC 279 Alchemy



SC 133 Paglierino