

# Sopwith 165

design Giuseppe Casarosa

**Caratteristiche tecniche** - Scrivania con struttura realizzata in massello di noce americano e multistrato impiallacciato. Tiranti in ottone bronzato spazzolato. Piano disponibile in multistrato impiallacciato noce americano, pelle o vetro colorato.

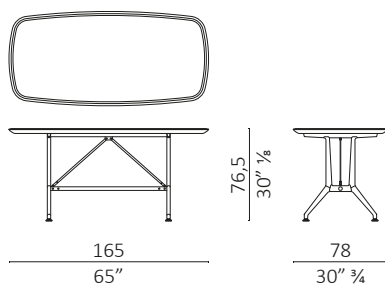
**Technical features** - Small desk with a structure crafted from solid American walnut and veneer plywood. Brushed bronzed brass tie rods. Top available in American walnut veneered plywood, leather, or colored glass.

**Nota** - Specificare la finitura del legno, tra quelle presenti a campionario. Per la versione con il piano in pelle specificare la tipologia e il colore della pelle selezionata. Per la versione con il piano in vetro specificare il colore NCS del vetro.

**Note** - Specify the wood finish from the available samples. For the version with the leather top, specify the type and color of the selected leather. For the version with the glass top, specify the NCS color of the glass.




Sopwith



## Finiture / Finishes

### Legno Noce / Wood Walnut



noce  
walnut



noce dark  
walnut dark



noce moka  
walnut moka



noce brown  
walnut brown

## Finiture / Finishes

### Metallo Ottone / Metal Brass

---



Ottone brunito  
*Burnished brass*

### Pelle / Leather Color Sphere PF


---




SC 06 Calicot




SC 23 Tortora




SC 32 Caolino



SC 51 Panna



SC 31 Quarzo Fumè



SC 34 Maggese



SC 26 Topo



SC 20 Inchiostro



SC 21 Amianto



SC 53 Creta



SC 55 Camel Hair



SC 52 Daino



SC 66 India



SC 59 Noce di Pecan



SC 80 Bruno Havana



SC 29 Ardesia



SC 148 Lacca



SC 146 Coccio Pesto



SC 173 Glauco



SC 177 Limo



SC 178 Alpi




SC 254 Steel Blue



SC 278 Atlantic Blue



SC 279 Alchemy



SC 133 Paglierino