

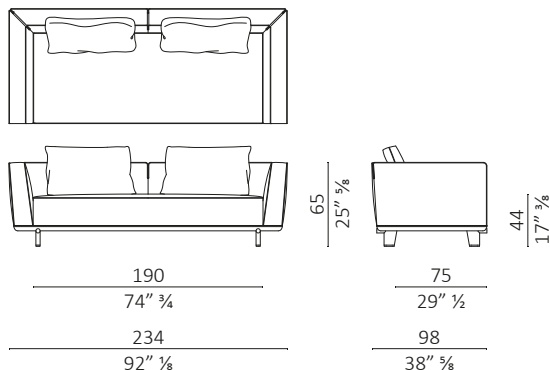
**Caratteristiche tecniche** - La struttura interna è realizzata in massello di faggio e multistrato di pioppo. Molleggio con cinghie elastiche su seduta. Base in massello di noce americano con piedini e puntali in ottone. La seduta e lo schienale imbottiti e rivestiti in tessuto o pelle. Il divano è rifinito da un filetto 5 mm che ne evidenzia il contorno. Il filetto è in cotone in abbinamento al tessuto o pelle. Versione in tessuto sfoderabile.

**Technical features** - The internal structure is made of solid beech and poplar plywood. Seat suspension is provided by elastic straps. The base is crafted from solid American walnut with brass feet. The seat and backrest are padded and upholstered in fabric or leather. The sofa is finished with a 5 mm cord highlighting its outline, made of cotton matching the fabric or leather. Fabric version is removable.

**Nota** - Specificare la finitura del legno, tra quelle presenti a campionario.

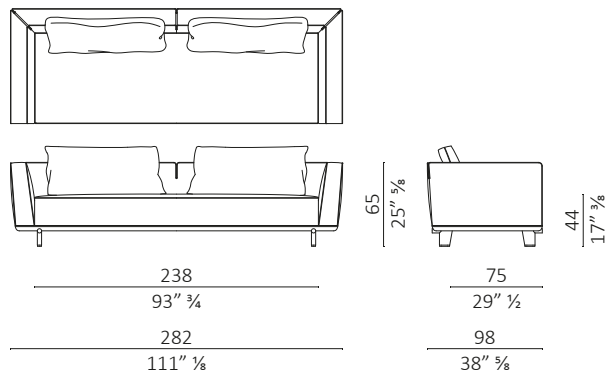
**Note** - Specify the wood finish from the available samples.

## Fillungo 234 divano / sofa



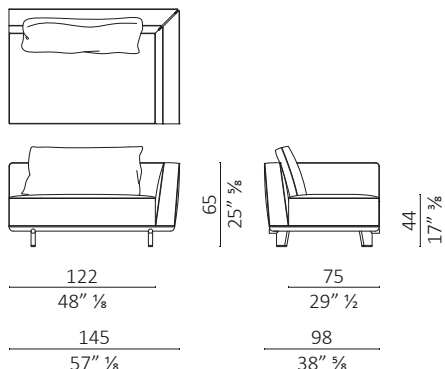
c.o.m. (l.mt.11,50/sq.mt.17,70)

## Fillungo 282 divano / 278 sofa



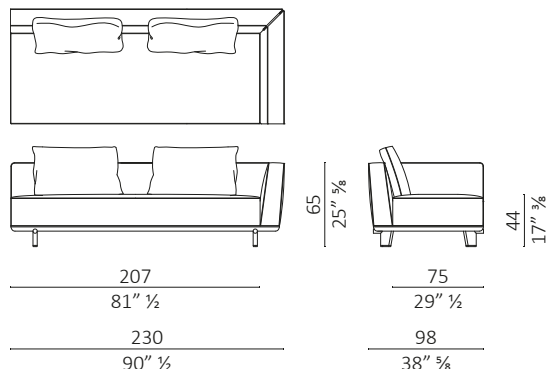
c.o.m. (l.mt.12,50/sq.mt.19,30)

## Fillungo 145 terminale DX-SX / end element RH-LH



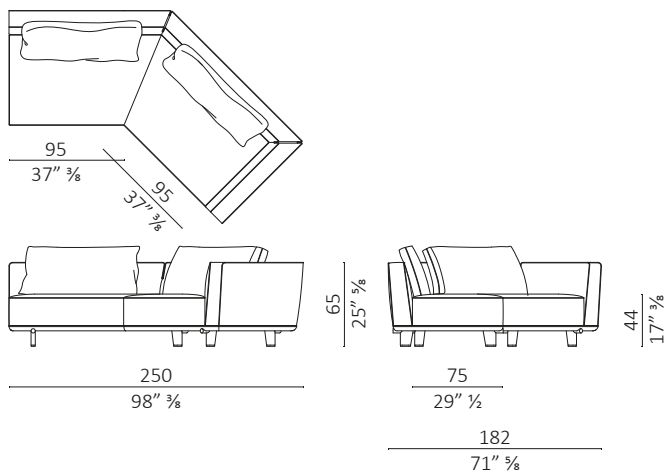
c.o.m. (l.mt.9,00/sq.mt.13,90)

## Fillungo 230 terminale DX-SX / end element RH-LH



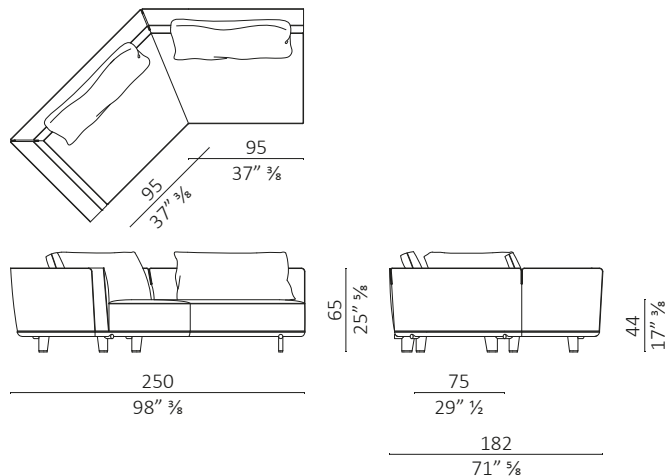
c.o.m. (l.mt.10,50/sq.mt.16,20)

**Fillungo terminale 45° DX / end elementl 45° RH**



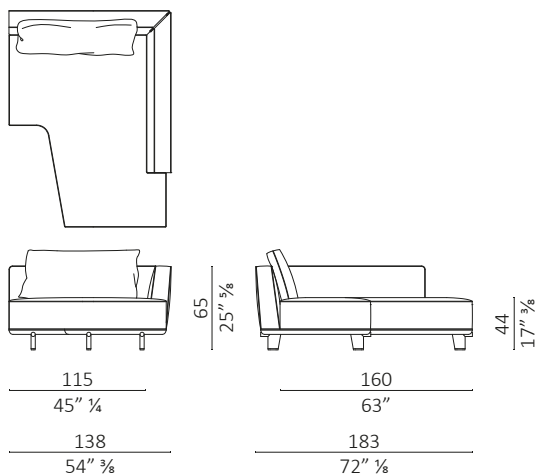
**c.o.m.** (l.mt.9,00/sq.mt.13,90)

**Fillungo terminale 45° SX / end element 45° LH**



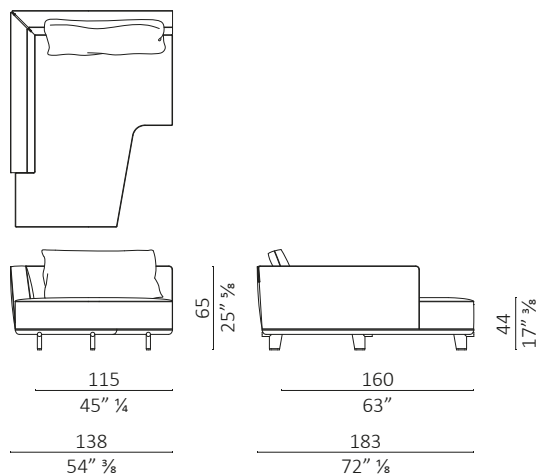
**c.o.m.** (l.mt.9,00/sq.mt.13,90)

**Fillungo chaise longue DX / element RH**



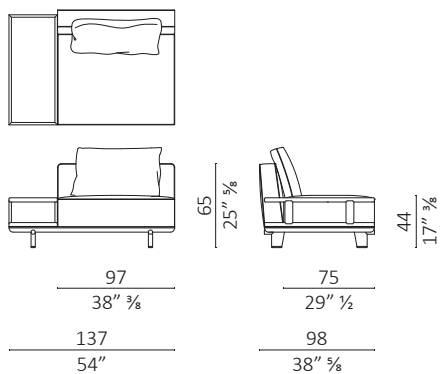
**c.o.m.** (l.mt.11,50/sq.mt.17,70)

**Fillungo chaise longue SX / element LH**



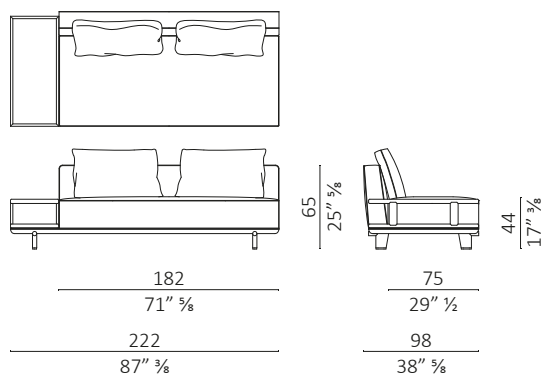
**c.o.m.** (l.mt.11,50/sq.mt.17,70)

**Fillungo 137 con tavolino DX-SX / element with low table RH-LH**



**c.o.m.** (l.mt.4,00/sq.mt.6,20)

**Fillungo 222 con tavolino DX-SX / Fillungo222 element with low table RH-LH**

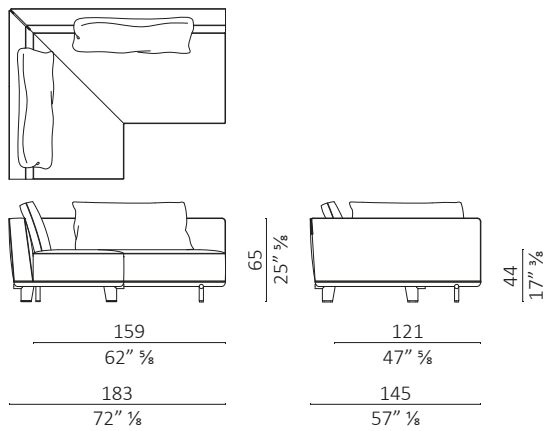


**c.o.m.** (l.mt.9,00/sq.mt.13,90)

Fondi tavolino doppio piano / Bottoms of double-top low table

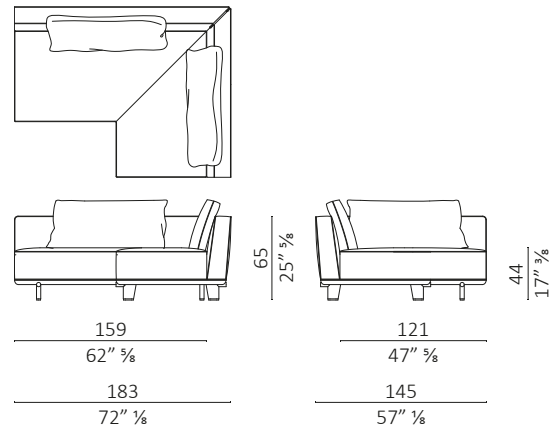
c.o.m. (sq.mt.1,00)

Fillungo angolare SX / corner element LH



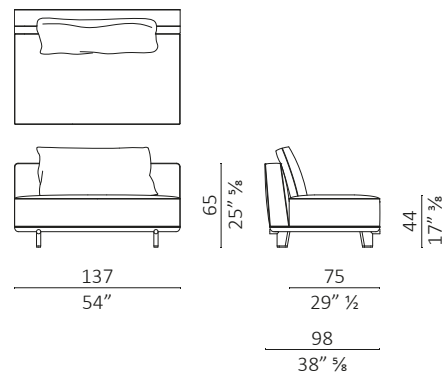
c.o.m. (l.mt.11,50/sq.mt.17,70)

Fillungo angolare DX / corner element RH



c.o.m. (l.mt.11,50/sq.mt.17,70)

Fillungo 137 centrale / central element




c.o.m. (l.mt.5,00/sq.mt.7,70)

## Finiture / Finishes

### Legno Noce / Wood Walnut

---



Noce  
Walnut



Noce dark  
Walnut dark



Noce moka  
Walnut moka



Noce brown  
Walnut brown

### VETRI COLORATI / COLOURED GLASSES

---



NCSS3005Y50R  
Tortora



NCSS3502Y  
Grigio



NCSS4005G20Y  
Celadon



NCSS8010R90B  
Blu



NCSS5040Y80R  
Rosso Cina

### Tessuto / Fabric / Bouclè FL

---



Bouclè FL 55 + col.  
9885



Bouclè FL 14 + col.  
9872



Bouclè FL 106 + col.  
9877



Bouclè FL 103 + col.  
9872



Bouclè FL 900 + col.  
9022



Bouclè FL 52 + col.  
9070



Bouclè FL 10 + col.  
9830



Bouclè FL 18 + col.  
9303




Bouclè FL 140 + col.  
9464




Bouclè FL 50 + col.  
9695



Bouclè FL 130 + col.  
9660



Bouclè FL 25 + col.  
9605



Bouclè FL 116 + col.  
9920



Bouclè FL 53 + col.  
9783

## Finiture / Finishes

### Tessuto Velluti e Ciniglie / Fabric Velvet and Chenille



Belsuede 029 + col.  
9464



Belsuede 032 + col.  
9810



Belsuede 015 + col.  
9840



Belsuede 014 + col.  
9877



Belsuede 001 + col.  
9872



Belsuede 036 + col.  
9682



Belsuede 016 + col.  
9695



Belsuede 017 + col.  
9627



Belsuede 040 + col.  
9605



Belsuede 034 + col.  
9901



Belsuede 010 + col.  
9005



Belsuede 011 + col.  
9920



Belsuede 012 + col.  
9605




Belsuede 039 + col.  
9605

### Tessuto / Fabric Bouclé




Verone Creme + col.  
9016



Monza 00 + col. 9005



Mies 005 + col. 9022



Monza 09 + col. 9016



Mies 004 + col. 9872



Monza 07 + col. 9890



Monza 97 + col. 9877



Monza 84 + col. 9840



Monza 58 + col. 9783



Monza 27 + col. 9420



Monza 48 + col. 9695



Monza 45 + col. 9655



Verone Nuit + col. 9680



Mies 020 + col. 9170



Monza 88 + col. 9840



Mies 008 + col. 9975



## Finiture / Finishes

### Tessuto Vari / Fabric Various



Nyul 001 + col. 9022



Nyul 002 + col. 9070



Nyul 003 + col. 9150



Nyul 004 + col. 9789



Hurluberlu 003 + col. 9850



Hurluberlu 004 + col. 9022

### Pelle / Leather Color Sphere PF



SC 06 Calicot + col. 9016



SC 23 Tortora + col. 9960



SC 32 Caolino + col. 9890



SC 51 Panna + col. 9050



SC 31 Quarzo Fumè + col. 9920



SC 34 Maggese + col. 9877



SC 26 Topo + col. 9930



SC 20 Inchiostro + col. 9975



SC 21 Amianto + col. 9867



SC 53 Creta + col. 9890



SC 55 Camel Hair + col. 9810



SC 52 Daino + col. 9810



SC 66 India + col. 9303



SC 59 Noce di Pecan + col. 9885



SC 80 Bruno Havana + col. 9800



SC 29 Ardesia + col. 9840



SC 148 Lacca + col. 9320



SC 146 Coccio Pesto + col. 9315




SC 173 Glauco + col. 9783



SC 177 Limo + col. 9832



SC 178 Alpi + col. 9783



SC 254 Steel Blue + col. 9634



SC 278 Atlantic Blue + col. 9695



SC 279 Alchemy + col. 9695

## Finiture / Finishes

### Pelle / Leather Color Sphere PF

---



SC 133 Paglierino + col.  
9770

### PELLE SUPERIOR / SUPERIOR LEATHER

---



201 Testa di moro +  
col. 9840



202 Antracite + col.  
9950



204 Fango + col. 9850



Black Pepper + col.  
9840



Clary Sage + col. 9660




Cumin + col. 9830




Deep Lavender + col.  
9453



Grey Salt + col. 9840



Juniper + col. 9605



Paprika + col. 9315



Rosemary + col. 9715



Saffron + col. 9100



Sesame + col. 9820