

Neverfull

design Roberto Lazzeroni

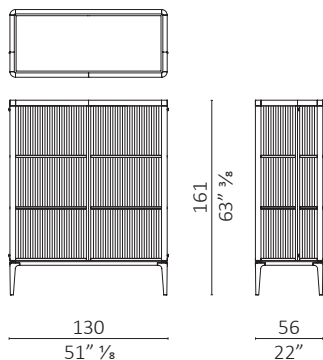
Caratteristiche tecniche - Contenitore realizzato in massello di noce americano e multistrato impiallacciato. Ante e fianchi rivestite con strisce di massello di noce americano, interni in acero, piano legno. Ante con 8 mensole nel Neverfull alto e 6 mensole nel Neverfull medio. Su richiesta accessori interni. Credenza 3 o 4 ante realizzata in massello di noce americano e multistrato impiallacciato. Ante e fianchi rivestiti con strisce di massello di noce americano, interni in acero, piano in noce o marmo. Su richiesta accessori interni.

Technical features - Cabinet made in solid American walnut and veneered plywood, sides and doors covered with solid American walnut wood strips, inside in maple wood, top in wood. Doors with 6 shelves for Neverfull Mid and 8 shelves for Neverfull High. On request internal accessories. Sideboard 3/4 doors made in solid American walnut and veneered plywood, sides and doors covered with solid American walnut wood strips, inside in maple wood, top in walnut or marble. On request internal accessories.

Nota - La base del mobile può essere tinteggiata in colore diverso. Se il mobile è in legno tinteggiato anche gli interni in acero saranno tinteggiati.

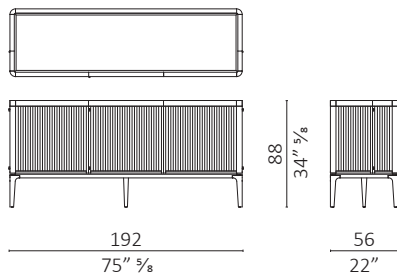
Note - The base of the cabinet can be stained in a different colour. If the cabinet is stained also the internal in maple wood shall be stained.

Neverfull alto / high



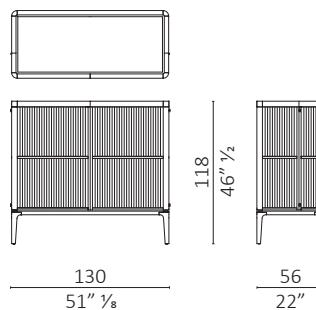
volume m³ 2,147 - kg. 209,5

Neverfull basso / low



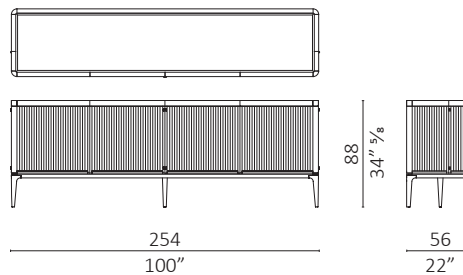
volume m³ 1,844 - kg. 161

Neverfull medio / mid



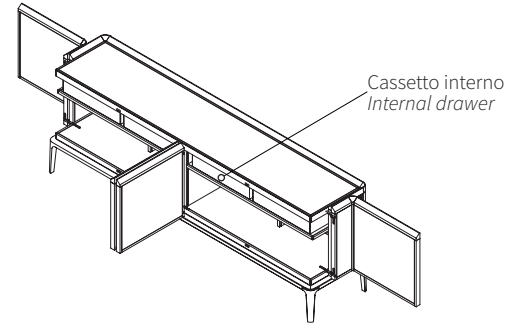
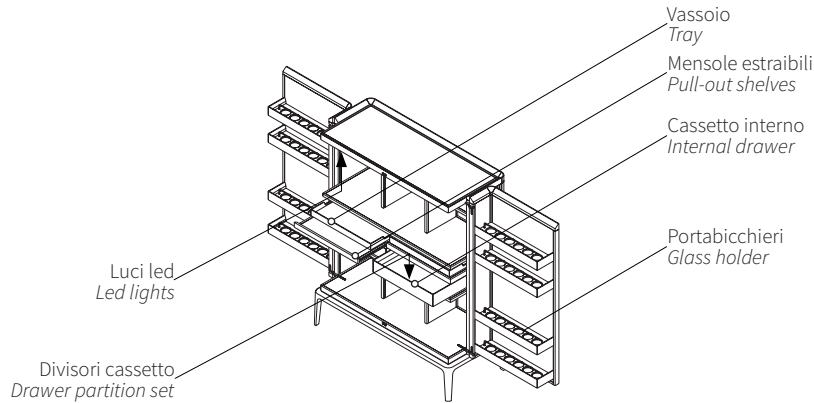
volume m³ 1,714 - kg. 168

Neverfull basso / low



volume m³ 2,442 - kg. 203

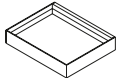
Accessori / Accessories



Cassetto interno / Internal drawer

Caratteristiche tecniche - Cassetto interno (n° 2 per Neverfull medio/alto, n°3 per credenza 3 ante, n°4 per credenza 4 ante).

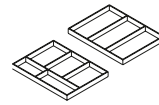
Technical features - Internal drawer (n° 2 for Neverfull mid/high, n°3 for sideboard with 3 doors, n° 4 for sideboard with 4 doors).



Set divisori / Partition set

Caratteristiche tecniche - Divisori da 3 o 5 spazi per i cassetti interni.

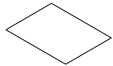
Technical features - Partition for internal drawer of 3 or 5 spaces.



Fondo cassetto / Drawer bottom

Caratteristiche tecniche - Fondo del cassetto interno in pelle.

Technical features - Bottom of internal drawer in leather.



LED luce / light

Caratteristiche tecniche - Luce a LED con touch control.

Technical features - LED light with touch control.

Nota - Le luci a LED sono per Neverfull contenitori (n°1) e credenze (n°2).

Note - LED light is for Neverfull cabinets (n°1) and sideboards (n°2).



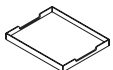
Vassoio Neverfull high / Neverfull high tray

Caratteristiche tecniche - Vassoio di servizio.

Technical features - Service take-away tray.

Nota - Il vassoio è per Neverfull alto.

Note - Tray is for Neverfull high.



Vassoio Neverfull medio / Neverfull mid tray

Caratteristiche tecniche - Vassoio di servizio.

Technical features - Service take-away tray.

Nota - Il vassoio è per il Neverfull medio.

Note - Tray is for Neverfull mid.



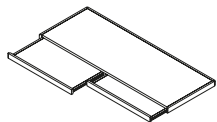
Mensole estraibili / Pull-out shelves

Caratteristiche tecniche - Set di 2 mensole estraibili.

Technical features - Set of 2 pull-out shelves.

Nota - Le mensole estraibili sono per Neverfull alto e medio.

Note - Pull-out shelves are for Neverfull high and mid.



Porta bicchieri / Glass holder

Caratteristiche tecniche - Porta bicchieri da inserire nelle ante.

Technical features - Glass holder for door shelves.

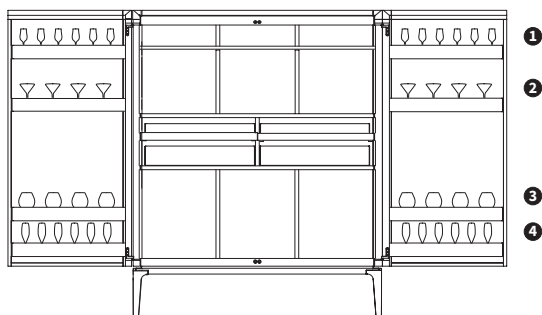
Nota - Il porta bicchieri è per Neverfull alto e medio.

Note - Glass holder is for Neverfull high and mid.

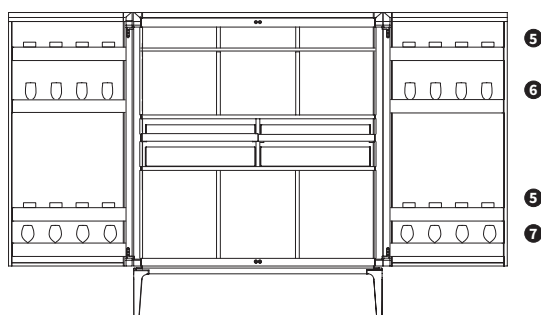


Neverfull high bar/dining

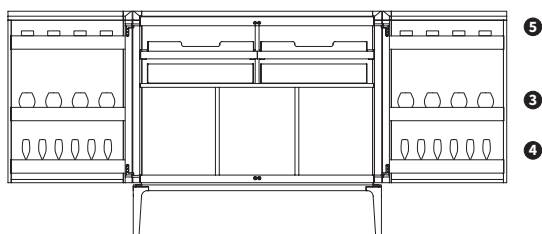
Neverfull alto/high - bar



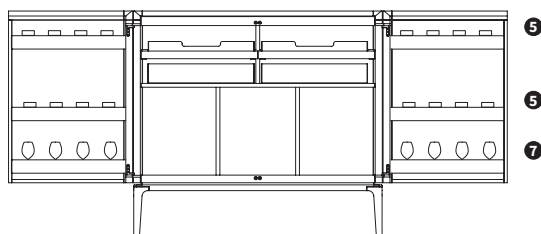
Neverfull alto/high - dining



Neverfull medio/mid - bar



Neverfull medio/mid - dining



Bicchieri / Glasses

Caratteristiche tecniche - Bicchieri Riedel serie Vinum per contenitori Neverfull.

Technical features - Bicchieri Riedel serie Vinum per contenitori Neverfull.

Nota - I bicchieri devono essere posizionati come da schema sopra. Le quantità indicate sono per confezione, i prezzi sono relativi a una confezione.

Note - The position of the glasses must be as above scheme. The quantity indicated is for a package, the prices are relative to a package.


Top

Caratteristiche tecniche - Piano in marmo in alternativa al piano in legno.

Technical features - Piano in marmo in alternativa al piano in legno.

Finiture / Finishes

Legno Noce / Wood Walnut



Noce
Walnut



Noce dark
Walnut dark




Noce moka
Walnut moka



Noce brown
Walnut brown

Legno Acero / Wood Maple



Acero
Maple

VETRI COLORATI / COLOURED GLASSES



NCSS3005Y50R
Tortora




NCSS3502Y
Grigio



NCSS4005G20Y
Celadon



NCSS8010R90B
Blu

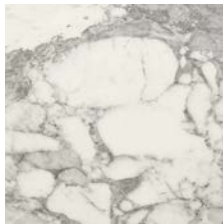


NCSS5040Y80R
Rosso Cina

Marmo / Marble



Stazzema



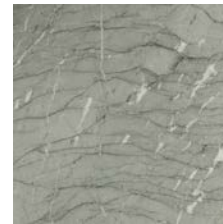
Cervaiolo



Calacatta
Calacatta Oro



Arabescato



Verde Mediterraneo



Cipollino



Portoro

Finiture / Finishes

Pelle / Leather Color Sphere PF




SC 06 Calicot




SC 23 Tortora



SC 32 Caolino



SC 51 Panna




SC 31 Quarzo Fumè



SC 34 Maggese



SC 26 Topo



SC 20 Inchiostro




SC 21 Amianto




SC 53 Creta



SC 55 Camel Hair



SC 52 Daino



SC 66 India



SC 59 Noce di Pecan




SC 80 Bruno Havana



SC 29 Ardesia



SC 148 Lacca



SC 146 Coccio Pesto




SC 173 Glauco



SC 177 Limo



SC 178 Alpi




SC 254 Steel Blue



SC 278 Atlantic Blue



SC 279 Alchemy



SC 133 Paglierino